
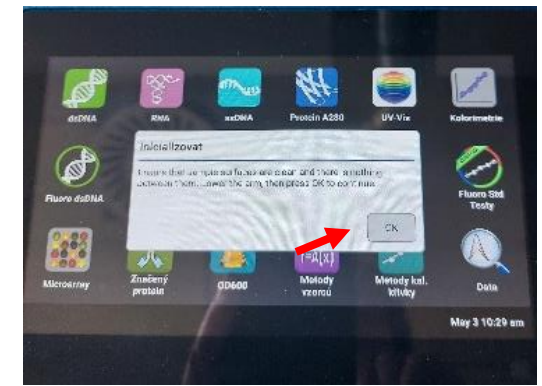


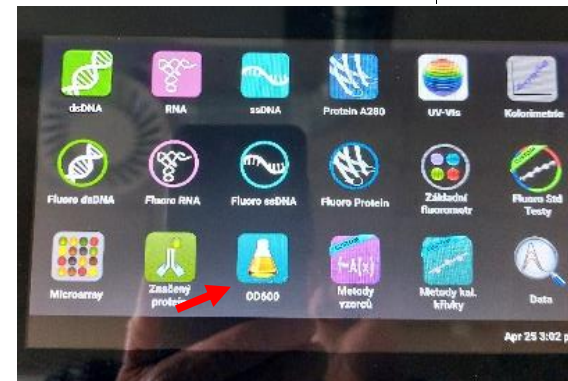
- 1) Clean the interior of the box with tissue wetted in ethanol.
- 2) Turn the key ① to be control red light on (This red light used to be on without interruption).
- 3) On the laptop press side button a keep for few second, ② until green battery appears on the screen.
- 4) Press the button again (to load software).
- 5) Press the arrow down ▼ and close the box completely.
- 6) Press UV. (UV will be switch off automatically after 20 minutes).
- 7) Press the arrow up ▲ to be glass window in working position (cca 25 cm).
- 8) Press start and wait for cca 10 minutes before you start work in the box.
- 9) After you finish work, you have to clean box interior with tissue wetted in ethanol.



- 1) Switch on the button on the back side. Wait for minute.



- 2) Inicializovat OK



- 3) Press app OD600



- 4) Insert cuvette with distilled water and press Blank.
- 5) Insert cuvette with a sample and press Měření.